




























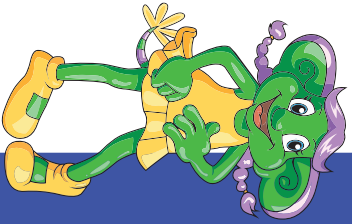
Calling Cards










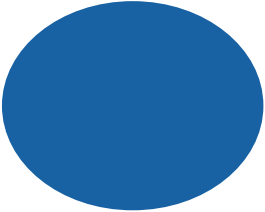




Shapes and Colors Bingo



Shapes and Colors Bingo

Shapes and Colors Bingo

Das benötigen Sie

Shapes and Colors Bingo board

Shapes Calling Cards

Counters (glass pebbles, coins, little rocks, etc.)

Preparations:

Cut out the Shapes Calling Cards and the Shapes and Colors Bingo board.

Place the Shapes Calling Cards face down in a pile

.

Game Play (2 Players):

1. Each player gets a Shapes and Colors Bingo board.
2. Players take turns picking up a Shapes Calling Card and naming the shape and its color (e.g., red square).
3. Players place a counter on the matching shape on their board.
4. The winner is the first player to match four shapes in a row on their board.

Variation:

The teacher calls out the shapes and colors of the cards.