

Focus: Children will learn about types of farms including how the farms work, what they produce, and how they relate to their lives.

Letters: G for Goat	Numbers: Sets of 5	Color/Shapes: Rectangle	Math Concepts: Subtraction Measuring	Literacy Concepts: -ay word family	Sight Words: What, do, you,
-------------------------------	------------------------------	-----------------------------------	---	--	---------------------------------------

Classroom Decoration and Dramatic Play Center:

Provide farm items such as flannel shirts, straw hats, stuffed farm animals, a stool, a bucket, sanitized egg cartons, white plastic eggs, plastic vegetables and fruits, baskets, and child-sized shovels and rakes.

Make a barn area with straw on a hard surface floor. (Create a border around the area to keep the straw in place.) Provide children with a broom, a dustpan, and a pail. Let children cover the barn floor with straw and wipe it clean again.


Sensory / Small World:

Grains, Beans, and Corn
Add different types of grain, such as oats, wheat, barley, and corn and measuring devices, and baggies to your sensory table.



Fine Motor Skills:

Make hay bales. Provide children with small boxes (tea boxes, etc.) and a container full of real straw or yellow raffia. Let children cut the straw or raffia and glue on the box to create hay bales. Use the hay bales in your block center.



Add straw to a bin and hide different animals inside. Let children use tweezers to find them and pick them out.

Block / Play Areas:

Add farm toys and animals to block center.



Add Lincoln logs for barn building.


Observation Station for Science:

[Make Your Own Butter](#)



Gross Motor Skills:

[Barnyard Hoedown](#)



	Large Group Time	Small Group	Literature	Art
--	------------------	-------------	------------	-----

MO

Focus: [At the Farm](#)

Children learn about life on a farm.




[Visit to a Farm Book](#)



[Visit to a Farm Game \(Time\)](#)



Book: [A Day in the Life of a Farmer](#)



[My Farm Folder](#)




TU

Focus: [Jobs on a Farm](#)

Children learn about the different jobs a farmer does on the farm.



[Field Shapes Activity](#)




[Feed the Cow -ay word Family Game](#)



Book: [Jobs on a Farm](#)



[Hay Bales Craftivity](#)



WE

Focus: [Working the Field](#)

Children learn about tractors, farm machines, and the soil.



[Soil Exploration](#)



[ABC Haul Bales](#)



Book: [Tractor \(Touch & Feel\)](#)



[Can We Build a Shape Tractor?](#)



TH

Focus: [Farm Animals](#)

Children learn about the different animals that live on a farm.




[Animals that Live on a Farm Reading Activity](#)



[Five Little Cows Math Activities](#)



Book: [Big Red Barn](#)



[Favorite Farm Animal Headbands](#)



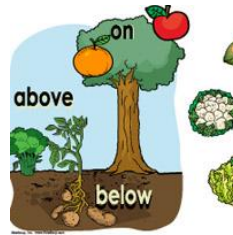
FR

Focus: In the Field

Children will learn about the different food and vegetables that are grown on a farm.




Where does it grow? On, above, below



Planting Potatoes Letter Recognition



Book: Tops and Bottoms



Carrot Artwork



MO

Focus: Foods from a Farm


Children will learn about all the different foods that come from a farm.



Science: Making Butter



**Science: On the Breakfast Table
Food and Food Source Matching**



Book: On the Breakfast table (KidsSoup emergent reader)



Milk the Cow Painting

